

# International Student Handbook

2023-2024



International Relations Office

Training Engineers  
Since 1961

# CONTENTS

## ▶ PART 1: ENIB

1 - THE SCHOOL	2	
2 - PROGRAMMES	3	
3 - CAMPUS	4	
4 - INTERNATIONAL RELATIONS OFFICE		5
	6	

## ▶ PART 2: PREPARING FOR YOUR ARRIVAL AT ENIB AND IN FRANCE

1 - ACADEMIC CALENDAR AND IMPORTANT DATES	6
2 - REGISTRATION AT ENIB	7
3 - VISA	8
4 - HOUSING	10
5 - TRAVEL: GETTING TO FRANCE AND BREST	13
6 - ARRIVING IN BREST: WELCOME SERVICE	14
7 - BUDGET: THE COST OF LIVING IN BREST	14
8 - STUDENTS WITH DISABILITY	15
9 - WELCOME PACK	16
10 - INTERNATIONAL STUDENT MENTORING	17

## ▶ PART 3: PROCEDURES AFTER YOUR ARRIVAL IN BREST

1 - VISA	18
2 - HEALTH CARE	18
3 - HOUSING INSURANCE	21
4 - BANKING AND FINANCES	21

## ▶ PART 4: USEFUL INFORMATION ABOUT BREST AND ENIB

1 - FRENCH COURSES (FLE)	22	
2 - TRANSPORTATION	22	
3 - DINING	24	
4 - CLASS SCHEDULE	25	
5 - LIBRARY	26	
6 - COMPUTER ACCOUNT, INTRANET, WIFI	26	
7 - HOW TO READ YOUR TIMETABLE?	27	
8 - STUDENT ORGANIZATIONS	28	
9 - SPORTS	28	
10 - BREST AND ITS SURROUNDINGS: MUST-SEE		28
11 - CLIMATE	29	
12 - TELEPHONE SERVICES	29	
13 - EMERGENCY NUMBERS	30	
14 - PRINTING INFORMATION AT ENIB		30
15 - REQUIRED DOCUMENT CHECKLIST		32

# PART 1: ENIB

## 1 - THE SCHOOL

---

- ▶ Founded in Brest in 1961, the École Nationale d'Ingénieurs de Brest (ENIB) is a **graduate school of engineering** and ranks among the highly selective French *Grandes Ecoles d'Ingénieurs*. It is accredited by the CTI (*Commission des titres d'ingénieur*) and has received the EUR-ACE European label of quality. General engineering students **complete a 5-year course of study at ENIB** and graduate to careers in **electronics, computer science** and **mechatronics**.
- ▶ ENIB is renowned for its academic programmes and for the scientific research carried out in its **two research laboratories**, Lab-STICC and IRDL, focusing on the fields of virtual reality, optical communications and adaptive systems.
- ▶ ENIB's **close ties to business** help graduates rapidly find their place in the job market, with 94% of ENIB graduates finding employment within 4 months of their graduation.



The school is located in the Brest-Iroise Technopôle. This technology cluster brings together engineering schools, research centres and hi-tech firms on a single site.

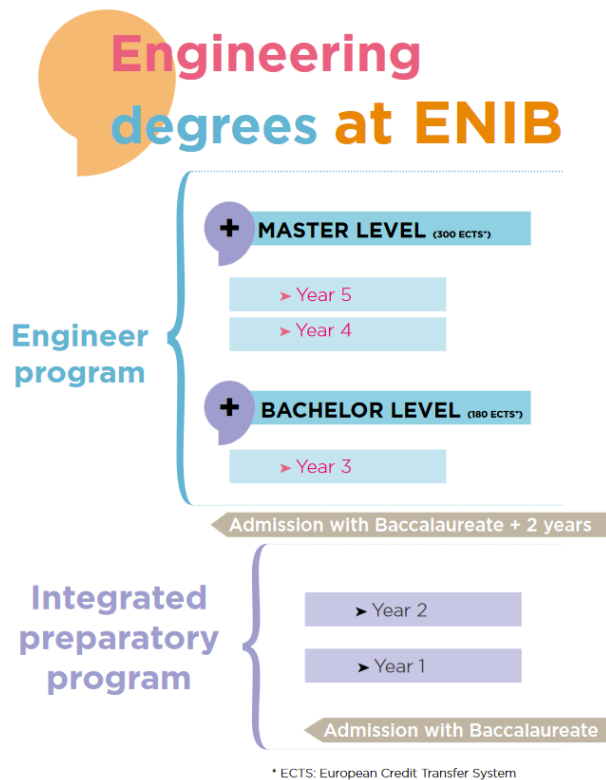


## 2 - PROGRAMMES

► Classes at ENIB are taught in French and the school also ensures that students master English, which is the working language in large corporations.

Students have the option of learning a second language, and the school offers classes in German and Spanish for beginners and advanced learners.

Non-francophone students enrolling at ENIB attend French as a Foreign Language (FLE) classes.



► The ENIB engineering degree is accredited by the Commission des Titres d'Ingénieurs (CTI). Only the programmes accredited by the CTI can obtain the title of engineer.

The national engineering degree, recognized by the State, awards a Master degree.

► Programmes are organized into 10 semesters (S1 to S10) and 3 intersessions (IS1 to IS3).

Every semester has two sessions, one in autumn and the other in spring.

Intersessions occur as breaks between two semesters during the first three years of study.

► ENIB awards an engineering degree (*Diplôme d'Ingénieur généraliste*, equivalent of a Master of Engineering) in Electronics, Computer Science and Mechatronics. This degree awards a Master degree.

► The school also awards 5 Master's degrees (national Master degree recognized by the State):

- Master in Computer Science
- Master in Fundamental and Applied Physics: Photonics
- Master in Signal and Telecommunications
- Master in Mechanics, Materials and Civil Engineering
- Master in Electronics Radiofrequency and Telecommunication

► ENIB also awards PhD degrees in the fields of Engineering Science and Information and Communication Technology and Science (ICTS). The national Doctorate degree, recognized by the State and issued by an accredited public institution of higher education, awards the title of Doctor.

## 3 - CAMPUS

---

▶ ENIB: the school with a panoramic sea view! Our campus in the Brest-Iroise technology cluster is in an exceptional coastal setting overlooking Brest's natural harbor.

▶ 4 main buildings

- Bâtiment 1 (Bât 1): administrative offices, maintenance department, classrooms and labs
- Bâtiment 2 (Bât 2): library and classrooms
- Maison des Associations (MDA): student centre and common room (clubs and cafeteria)
- The European Center for Virtual Reality (CERV): located on Rue Claude Chappe

▶ A dining hall (RU)

Our on-campus dining hall is located just 200m from the school.

▶ Brest Iroise Digital Cluster (PNBI)

ENIB has access to this shared facility, which includes a 150-seat digital auditorium, a telepresence room and conventional videoconference rooms.

▶ Cutting-edge facilities

Students train with the same industrial equipment that they will encounter in the workplace.

The school has auditoriums, videoconference rooms, a document resource centre, a language lab and computer labs with extensive opening hours. Several rooms are reserved specifically for either group or individual work.

**CAUTION: ENIB is not located in Brest municipality but in Plouzané.** It is necessary to take public transportation or to have your own vehicle to come to the campus. You also must take into account this location during your housing research depending on whether you prefer living in Brest city center and taking public transportation or living on the campus away from Brest and city life.



## 4 - INTERNATIONAL RELATIONS OFFICE

---

- ▶ The International Relations Office (RI) is the main point of contact for international students both before their arrival and during their time at ENIB. The RI Office is located in room A101, on the 1st floor of Bâtiment 1 (in the corridor near to the stairs).
  
- ▶ If you have any questions before or during your stay, you can speak to:
  - Emmanuelle BRÉVIER, International Office Coordinator
  - Jérémie LE GOFF, International Relations Officer
  
- ▶ The Office is open to students during the following times:
  - Monday: 9am-12pm / 1pm-5pm
  - Tuesday: 9am-12pm / 1pm-5pm
  - Wednesday: 9am-12pm / appointment only on afternoon
  - Thursday: 9am-12pm / 1pm-5pm
  - Friday: 9am-12pm / 1pm-4pm



Contact our International Relations Office:  
By e-mail: [international@enib.fr](mailto:international@enib.fr)  
By phone: +33 (0)2 98 05 66 47



# PART 2: PREPARING FOR YOUR ARRIVAL AT ENIB AND IN FRANCE

## 1 - ACADEMIC CALENDAR AND IMPORTANT DATES

	Autumn Semester (admissions in September)	Spring Semester (admissions in January and February)
• Orientation	4 September 2023 (1 <sup>st</sup> year) 7 September 2023 (2 <sup>nd</sup> to 5 <sup>th</sup> year)	29 January 2024
• Classes begin	4 September 2023 (1 <sup>st</sup> year) 11 September 2023 (2 <sup>nd</sup> to 5 <sup>th</sup> year)	5 February 2024 (1 <sup>st</sup> , 2 <sup>nd</sup> and 3 <sup>rd</sup> year) 19 February 2024 (4 <sup>th</sup> and 5 <sup>th</sup> year)
• Classes end	22 December 2023 19 January 2024 (3 <sup>rd</sup> year)	14 June 2024 (1 <sup>st</sup> , 2 <sup>nd</sup> and 3 <sup>rd</sup> year) 21 June 2024 (4 <sup>th</sup> and 5 <sup>th</sup> year)
• Final exams	No final exams (continuous assessment)	No final exams (continuous assessment)

▶ 2023–2024 school holidays:

- Toussaint: from Saturday 28 October to Sunday 6 November 2023
- Christmas: from Saturday 23 December 2023 to Sunday 7 January 2024
- Winter: from Saturday 2<sup>nd</sup> March to Sunday 10 March 2024
- Spring: from Saturday 20 April to Sunday 5 May 2024

▶ 2023–2024 public holidays:

- Monday 1<sup>st</sup> April (Easter Monday)
- Monday 19 May (Pentecost)



Every year, ENIB organizes **Small World**, an event celebrating international culture at ENIB. Bring along recipes, objects, traditional clothing, posters, flags or other items to represent your country or region at the event!

## 2 - REGISTRATION AT ENIB

---

► To complete your registration at ENIB, you **must** fill out the FINAL administrative registration form and return it by e-mail to ENIB's Service SCOLARITÉ: [scolarite@enib.fr](mailto:scolarite@enib.fr). The International Office will send you directly this registration form after your admission.

Registration deadline - The school must receive your registration by:  
> 30 AUGUST AT THE LATEST (for autumn semester admissions)  
> 20 JANUARY AT THE LATEST (for spring semester admissions)

Please address any questions about completing the form to Service Scolarité at [scolarite@enib.fr](mailto:scolarite@enib.fr)

► Registration fees: students from ENIB partner establishments ARE EXEMPT from registration fees ON THE CONDITION that they provide a certificate of school attendance from their home institution.





## 3 - VISA

---

The official website for visa application to France:

[https://france-visas.gouv.fr/en\\_US/web/france-visas/welcome-page](https://france-visas.gouv.fr/en_US/web/france-visas/welcome-page)

### ► STEP 1 > Apply for your visa (before arrival)

Students from the **EU** or the **EEC** require only their national identity card or passport to enter France. These documents must be valid for the entire length of your stay.

Students from outside the EU or EEC must apply for a VLS-TS (a long-stay visa valid as a student residence permit) or, for those staying less than 3 months, a short-stay visa.

Visa requests must be made through Campus France (Études en France procedure). You must complete an online request that will then be validated by ENIB. To learn more about the *Études en France* procedure, visit the Campus France website and see the section relevant to your home country:

[www.campusfrance.org/en/page/a-country-using-cef-procedure](http://www.campusfrance.org/en/page/a-country-using-cef-procedure)

### ► STEP 2 > Validate your visa (immediately upon arrival)

When students arrive in France, they must have their residence permit validated as soon as possible. To do so, you must:

#### 1 – Go to the ANEF platform (French administration for foreigners):

<https://administration-etrangers-en-france.interieur.gouv.fr/>

#### 2 - Provide the following documents:

- A valid email address
- A copy of your passport and VISA
- Proof of address in France
- A credit card in order to pay the residence permit fee. (If you do not have a credit card, you can buy an electronic stamp at any tobacconist's)

3 – **Download the confirmation of your VLS-TS visa validation.** You can also download it later by logging in to your personal account or by downloading the confirmation email that you will receive right afterwards.

This document will serve as a proof that you did the procedures and that your situation is in order as you now have a valid residence permit. It will also allow you to travel and to do other procedures: CAF, Social security system...) and to extend this very same permit.

4 – Once the validation procedure is completed, **you must send** your visa and the visa validation PDF document to [bienvvenue@cmibrest.fr](mailto:bienvvenue@cmibrest.fr) so that the International Mobility Center of Brest (CMI) can inform you about other procedures and deadlines.

► If you have problems while doing any visa procedure, you must contact the CMI **FIRST AND FOREMOST.**



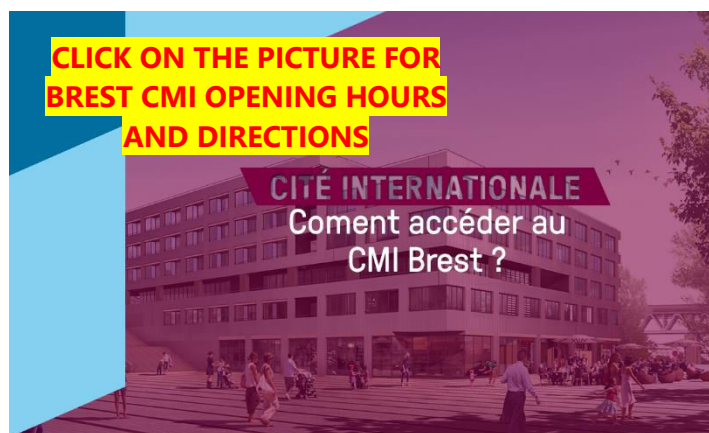
#### Brest CMI contact information:

Centre de Mobilité Internationale de Brest

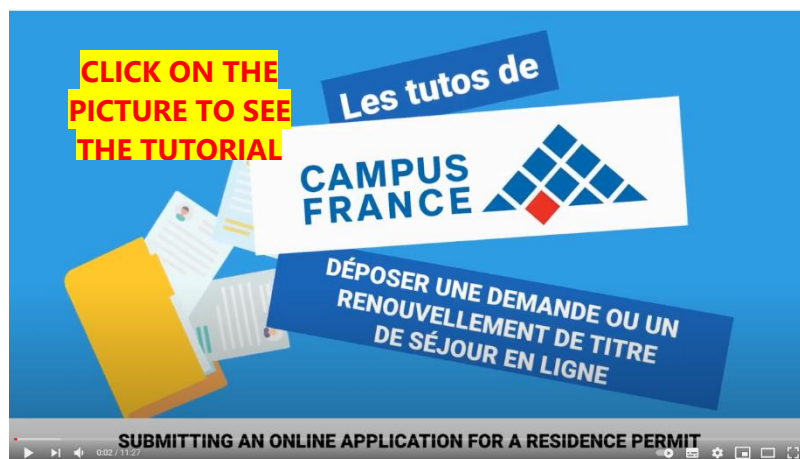
235 cours Aimé Césaire

Cité Internationale (Plateau des Capucins) in the Recouvrance neighbourhood

Telephone: +33 (0)2 98 01 67 00 – E-mail: [cmibrest@ueb.eu](mailto:cmibrest@ueb.eu)



► To understand the procedures related to your visa, watch the tutorial down below.



## 4 - HOUSING

---

There are many housing options. Students must weigh up the pros and cons of each option and choose the one best suited to their needs.

### ► CROUS University Residence

MONTHLY RENT: €160-240 depending on the type of room

There are 2 university residences, [Kergoat](#) and [Lanrédec](#), which offer 2 types of room:

> Standard room: 9m<sup>2</sup>, shared bathroom and kitchen, washbasin in room

> Upgraded room: 9m<sup>2</sup>, private bathroom, toilet, and fridge in room, shared kitchen

These residences are affordable and located close to the city centre, but further away from the ENIB campus.

Utilities (water, electricity, internet, etc.) are included in the rental fee.



To reserve a CROUS University Residence room, you can reserve a room through ENIB's International Relations Office by sending in the form. A limited number of rooms are reserved for international exchange students studying at ENIB.

**PLEASE NOTE: when you reserve a room, you commit to living there throughout the reservation period.**

### ► ARPEJ private student residence

MONTHLY RENTAL FEE: from €330

ARPEJ student residences are privately run. There are a few in Brest city centre (including [Résidence Recouvrance](#) and [Résidence Liberté](#)), and there is also one next to ENIB (Résidence du Technopôle).

The [Résidence du Technopôle](#) is located just 500m from the beach and 200m from ENIB: it is the housing option closest to the school.

This residence is within walking distance of the school, but is less convenient for enjoying life in the city centre.

You can choose to share an apartment in this residence with 1 or 2 other students (either of your choosing or allocated by the residence).

Utilities (water, electricity, internet, etc.) are included in the rental fee.



To book a room in one of the ARPEJ private residences, visit the ARPEJ website. Click on the residence of your choice (for example, [Résidence du Technopôle](#)) then click on the green **BOOK** button. Select the month your reservation will begin (January, for example) and then select the type of room you want to rent. The cheapest option are the shared flats.

### ► **SuitÉtudes private student residence**

**MONTHLY RENTAL FEE:** from €395

SuitÉtudes student residences are also privately run. There is one in Brest city centre. The Lemon residence is located in the Capucins neighbourhood near Recouvrance historic centre.

They offer housing going from studios to Type 3 housing (around 65m<sup>2</sup>) with private bedrooms. They all have kitchenettes, working corner with storage and a bathroom with a shower and WC.

You can also choose to share this type of housing. Careful, electricity and hot water consumptions may not be included in ALL of the housing SuitÉtudes offers.

[Click here to discover the Lemon Residence in Brest](#)

### ► **Private housing (apartments, shared accommodation, home stay)**

**MONTHLY RENTAL FEE:** €250-400 on average

You might prefer to live in private housing in the city or near the ENIB campus by renting accommodation either individually or with flatmates.

In France, apartments are described as Studio, T1, T2, T3, T1 Bis, etc.

> The number after the T indicates the number of rooms in the apartment besides bathroom and toilet facilities.

> Bis means that one of the rooms is larger than the others or can be used for two functions (i.e. kitchen/living room).

Private apartment rental fees do not include utilities (water, electricity, etc.).

**AVOID SCAMS!** Never make a payment before visiting an apartment. Do not pay until you have signed a contract or rental agreement.



To look for available private housing, visit the main private student housing website, [www.lokaviz.fr](http://www.lokaviz.fr), and select Brest.

To look for home stay options, visit [fr.chambrealouer.com](http://fr.chambrealouer.com)

You can also find a list of housing websites on the [CMI website](#).

### ► **Housing assistance (APL subsidy through the CAF family allowance fund)**

Like French students, international students can apply for housing benefit, known as *Aide Personnalisée au Logement* or APL. This subsidy can significantly lower your rental costs. The subsidy calculation is based on your rental fee and your financial resources. To request housing benefit, you must complete an individual application through the CAF website: [www.caf.fr](http://www.caf.fr)

**Examples of APL subsidies (amounts vary depending on circumstances):**

	Example of monthly rental fee	Example of APL subsidy
• CROUS 1 Room	€165	€36
• CROUS 2 Room	€244	€36
• ARPEJ Room	€340	€92
• Private housing	€350	€150

► **Temporary housing for new arrivals**

If you need to arrange temporary housing for when you first arrive, below are a few examples of affordable accommodation:



**> Auberge de Jeunesse du Moulin Blanc (youth hostel)**

5 rue Kerbriant  
29200 Brest  
02 98 41 90 41  
brest@aj-finistere.org  
www.aj-brest.org



**• Centre de Keraudren**

10 rue Ernestine de Trémaudan  
29200 Brest  
02 98 34 66 34  
accueil@centrekeraudren.com  
www.centrekeraudren.com



**• Hôtel Center**

4 boulevard Léon Blum  
29200 Brest  
02 98 80 78 07  
info@hotelcenter.com  
www.hotelcenter.com



## 5 - TRAVEL: GETTING TO FRANCE AND BREST

---

### ► BY PLANE

#### > Regular connections to Paris and major French and European cities

Brest Bretagne airport has 11 daily departures for Paris and daily flights to all the major French cities: Lyon, Marseille, Bordeaux, Lille, Toulouse and Nice.

There are also regular flights to Europe and other countries. With more than 28 international destinations, the airport connects Brest to all the major European centres: London, Brussels, Barcelona, Rome, Venice, etc.

To see a complete list of destinations, visit the Brest Bretagne airport website: <https://www.brest.aeroport.bzh/destinations-en-vols-directs>

#### > Airport shuttle:

Brest Bretagne airport is located 9km northeast of Brest. An airport shuttle bus travels to and from the airport several times a day, picking up and dropping off passengers at the Porte de Guipavas tram station (20 minutes from the city centre).

<http://www.bibus.fr/1/223.aspx>

<https://www.brest.aeroport.bzh/transports-en-commun>

### ► BY TRAIN

Brest has rail links to the major cities of northwestern France, and the high-speed TGV service departs 8 times daily for Paris Montparnasse station. Since 2017, the Brest-Paris TGV trip takes only 3 hours and 15 minutes.

There are also 5 daily train departures from Brest to Charles de Gaulle airport in Paris, changing in Rennes.

To reserve train tickets online, visit [www.voyages-sncf.com](http://www.voyages-sncf.com).

### ► BY BUS

There is a direct OUIBUS line between Paris and Brest, and the 590km journey costs only €19. For more information, visit <https://fr.ouibus.com/trajets/paris-brest>.

### ► BY CAR

Carpooling is a way of travel inspired by hitch-hiking, but is much safer and more organized. It is very common in France and is often the cheapest way of traveling.

## 6 - ARRIVING IN BREST: WELCOME SERVICE

- ▶ Through the Centre de Mobilité Internationale, students arriving in Brest can arrange to be met by another student. Simply fill out the online form on the CMI website to make a welcome request.
- ▶ A student will meet you at the train station or airport and take you to your accommodation, and can also help you with some of the procedures following your arrival. This service is free: please take advantage of it!



## 7 - BUDGET: THE COST OF LIVING IN BREST

Brest is an affordable city in which to live. To help you prepare your budget, here is an estimate of possible expenses (the amounts provided are ballpark figures).

MAIN EXPENSES		PRICE
Acommodation (monthly rent)	• University room (CROUS Residence)	160-240€
	• Private accomodation	250-400€
Food	• Meal (University Restaurant)	3,25€
	• Average monthly budget	170€
Transportation (Brest bibus)	• Ticket	1,50€
	• Monthly pass	28€
	• Annual pass	200-250€
Visa (non european students)	• Fees and visa stamp (price varies depending on duration)	50-99€
Fees	• Exchange students	Free
	• Non-exchange students	601€/year

## 8 – STUDENTS WITH DISABILITY

---

▶ In case of disability or a disabling illness, you can benefit from:

- Individual teaching support
- Exams or continuous assessment arrangements (secretary, adaptations)
- Access to appropriate computer tools

If during the academic year, you sustain an injury preventing you from taking an exam or going to school, you can also benefit from arrangements.

**To benefit from those measures, you MUST take an appointment at the school medical service.**

▶ In case of disability, please contact the Sclolarité service and the International Relations office in order to know the formalities of the procedure:

> Disability advisor

Armelle Chardonnet – Sclolarité Service supervisor  
[armelle.chardonnet@enib.fr](mailto:armelle.chardonnet@enib.fr)  
+33 2 98 05 66 13

> International Relations Office

[international@enib.fr](mailto:international@enib.fr)  
+33 (0)2 98 05 66 47

▶ ENIB Accessibility

ENIB's buildings comply with disabled access standards and comprise appropriate WC, reserved parking spaces, ground markup for the visually impaired, adapted stairs, access ramps and elevators.



## 9 – WELCOME PACK

---

► During the Welcome Day or **the day of your first visit to the international relations office**, you will receive a **WELCOME PACK** including several items for your arrival in Brest and at the ENIB :

- 1 ENIB Bag
- 1 ticket for a free meal at the university restaurant during your first day
- 1 three-day pass for Brest transportation
- 1 prepaid phone card (7€50)



## 10 - INTERNATIONAL STUDENT MENTORING

---



► The International Relations Office and the Student Union (BDE) have partnered up to provide a mentoring service for newly-arrived international students. The purpose of this service, entitled ENIBuddy, is to allow international students to get in touch with ENIB student mentors BEFORE THEIR ARRIVAL IN BREST (wherever possible).

These voluntary ENIBuddies (mentors) know the school, Brest and its surroundings. They can help new students to adjust to their new life at ENIB. The ENIBuddy system also offers different possibilities of meeting between French and International students and possibilities to discover the city of Brest and its region as well.

► Your mentor will contact you directly and you can ask him or her all your practical questions about housing, student life, procedures in France, etc.



# PART 3: PROCEDURES AFTER YOUR ARRIVAL IN BREST

## 1 - VISA

---

### ► STEP 2 > Validate your visa (immediately upon arrival)

When students arrive in France, they must have their residence permit validated as soon as possible. To do so, you must **go to the ANEF platform (French administration for foreigners):** <https://administration-etrangers-en-france.interieur.gouv.fr/>. (see Part 2, section 3 - VISA)

This document will serve as a proof that you did the procedures and that your situation is in order as you now have a valid residence permit. It will also allow you to travel and to do other procedures: CAF, Social security system...) and to extend this very same permit.

## 2 - HEALTH CARE

---

### ► Students from the EU or EEC

Students from EU or EEC countries should be covered by their home country's health insurance program. They must have a European Health Insurance Card which should be valid for the entire length of their stay.

### ► Students from outside the EU or EEC

Students from countries outside the EU or EEC (apart from exceptions, see below) must register for French national health insurance (Sécurité Sociale).

**Why?** For partial reimbursement of your health expense (visit to the doctor, medical check-ups, etc.).

**When?** As soon as possible after your academic registration in your higher education institution.

**How?** Go to <https://etudiant-etranger.ameli.fr> (available in French and English).

**How much?** It's free of charge. French and international students don't pay to register to French social security.



#### **Exceptions (not obliged to register for French national health insurance)**

- > Students from Quebec with a RAMQ certificate
- > Students staying for less than 90 days are not considered residents and must take out a private health insurance policy including repatriation coverage that is valid throughout their stay and has been translated into either French or English.

- ▶ To understand the procedures related to French healthcare system for international students, watch the tutorial down below:



- ▶ When you have health expenses, the French Healthcare system (Sécurité sociale) does not cover everything. An additional health insurance completes the reimbursements in whole or in part, according to the contract you have chosen. This additional health insurance is strongly recommended, as it guarantees better reimbursement of common medical expenses.

**Example: a consultation with the doctor costs 25 € → the healthcare system covers 16€50 -> the additional health insurance covers 7€50**

- ▶ It is also highly recommended that students subscribe to student travel insurance, which covers medical and hospital costs as well as the cost of repatriation for medical emergencies throughout their stay.

- ▶ All students must also take out third-party liability insurance (*assurance responsabilité civile*) either in their home country or in France.

- ▶ ENIB students have access to Université de Bretagne Occidentale's Preventive Medicine and Health Promotion Service (SUMPPS), which provides an integrated approach to medical, psychological and social care. SUMPPS also informs students of their health care rights and helps them negotiate access to treatment.



**SUMPPS Contact :**  
**Service Universitaire de Médecine Préventive et de Promotion de la Santé**  
**13 Rue Lanredec CS 93837**  
**29200 BREST**  
**Téléphone : +33 (0)2 98 01 82 88**

► If you think you need a psychological support, in addition to the medical and psychological services of the SUMMPS, you can go on the national platform dedicated to students psychological management : <https://santepsy.etudiant.gouv.fr/>

The platform is **open to all students** and allow them to have an easy access to psychological support thanks to the 1300 psychologists available on the platform.

► You can also find other useful contacts for your health on : <https://www.enib.fr/fr/vie-etudiante/etudier-sante-mutuelle-securite-sociale-crd/aide-et-soutien-aux-etudiant-e-s-enib>



### 3 - HOUSING INSURANCE

---

- ▶ Student housing, whether in university residences or private accommodation, must be insured.
- ▶ You can apply for housing insurance with your bank or any insurance company.

### 4 - BANKING AND FINANCES

---

▶ One of new students' first priorities should be opening a bank account, which can be done by going to any bank and booking an appointment with an advisor. To open an account, you will need:

- ID (national identity card, passport, etc.)
- Residence permit
- Proof of address (a bill or other official document on which your name and local address appear).

When you open your account, you will need to deposit some money (the amount varies depending on the bank).

- ▶ Some banks have special student account offers. If you would like more information about these special offers, contact the BDE (Student Union): [bde@enib.fr](mailto:bde@enib.fr)

# PART 4: USEFUL INFORMATION ABOUT BREST AND ENIB

## 1 – FRENCH COURSES (FLE)

---

▶ Non French speaking students enrolling at ENIB can attend French as a Foreign Language (FLE) classes during their stay at ENIB. After their arrival, students take a test to determine their level in French and the class they can take.

Three learning groups are then implemented:

- FLE 1: course to progress towards an intermediate knowledge of French by developing linguistic knowledge (B1)
- FLE 2: course for intermediate level to improve written and oral formal French (B2/B2+)
- FLE 3: course for advanced level, DALF exam preparation course (C1/C2)

## 2 - TRANSPORTATION

---

▶ The Bibus network is Brest's public transport organization. The network includes tram and cable car lines as well as 29 bus routes. Bibus also offers long-term bicycle rentals through the Vélocibus program.

▶ You can purchase tickets from the Bibus office at 33 avenue Clémenceau or when boarding a bus. For more information, visit the Bibus website: [www.bibus.fr](http://www.bibus.fr). Transportation tickets can also be bought on the Bibus app (available in English) after signing in. They are electronic tickets « M-Tickets » that you can scan on board of the bus or tramway.

▶ The app also allows you to know the latest news about the transportation network traffic, to create a precise itinerary and to know the lines' timetable.

### ▶ Getting to ENIB

**CAUTION:** ENIB is not located in Brest municipality but in Plouzané and is thus not located in the city center. Departing from Brest city center, it is necessary to choose one of the following itineraries:

- From the city centre (Place de la Liberté)

Take the tramway (Tram A) at the **Liberté** station towards **Porte de Plouzané** > Get off at the stop **Porte de Plouzané** > Take busline **number 02** towards **Technopôle** > Get off at **Écoles** stop.

OR

Take the line number 02 at the bus stop **Liberté Quartz** towards **Technopôle** > Get off at the stop **Écoles**.

- From the SNCF train station

Take the line number 02 at the bus stop Kennedy Gare towards Technopôle > Get off at the stop Écoles.



## 3 - DINING

---

▶ The university dining hall on the ENIB campus is open to students and staff from 11:45am–1:30pm, Monday to Friday. Three other university dining halls are located close to the campus in Brest. Meals are paid for with a special payment card.

### ▶ How to pay at the university restaurant?

**Izly** is an online account that allows to pay safely several CROUS services (university restaurants, laundry, etc) with your student card or your Smartphone (via the app available on Android and ios)

### ▶ Izly account activation

1- **Activate** your personal account thanks to your temporary password that you **received on your personal or professional messaging service**

2 – **Sign in** by completing your personal information. Don't forget to change your password

3 - **Submit** your security code received by SMS

4 – **Confirm** your registration

### ▶ Recharge your Izly account

On the application homepage or on the website, click on “recharger” and recharge your account thanks to the different possibilities available (credit card, bank transfer, etc)

### ▶ Pay with your Izly account

Show your student card or go on the app and click on “payer” and show the QR code to the person in charge or the concerned machine.

For more information of your account : <https://www.izly.fr/>



## 4 – CLASS SCHEDULE

---

► The organisation of the classes at ENIB is different from other « classic » schools. A course unit lasts 1h 25 et allows a daily organisation of the classes as shown in the table down below.

► Compliance with the timetable indicated in your schedule is compulsory. The break between H3 and H4 lasts only 5 minutes, the other breaks lasts 10 minutes. All students are released either in H3 or H4 for their lunchbreak.

	DÉBUT	FIN
H1	08H05	09H30
H2	09H40	11H05
H3	11H15	12H40
H4	12H45	14H10
H5	14H20	15H45
H6	15H55	17H20
H7	17H30	18H55

## 5 - LIBRARY

---

► The ENIB library is open to students and staff. Its collection consists mostly of documents related to the subjects taught at the school and includes a general section with newspapers and magazines, novels and entrance exam preparation materials. The library is developing its language learning section in order to support and facilitate students' international mobility.

Located on campus in Bâtiment 2, the library is open from 8:30am–5:30pm from Monday to Thursday, and from 8:30am–12pm on Fridays.

The CRD (documentary resource centre) is part of Université de Bretagne Occidentale's shared documentation service (SCD), and can borrow resources from the network's various libraries. You must present your student card when borrowing materials from the library.

## 6 – COMPUTER ACCOUNT, INTRANET, WIFI

---

► **Access the intranet (Environnement Numérique de Travail – Digital Work environment)**

The school intranet corresponds with what is called « Environnement Numérique de Travail » (ENT). It allows you to gain access to different services such as your schedule, Moodle, messaging service, documents...

► **How to get your access codes to the ENT?**

- You must finish your registration at the Sclolarité service et get your student card.
- Once your registration is completed and that you have your student card with your student number, you can go to the Centre de Ressources Informatiques of the school to get your codes. These codes allow you to log on your ENT where you may find your schedule, messaging service, etc.

► **WIFI Access**

To use the Internet, the School proposes two types of connexion : classic WIFI and EDUROAM.

To log into the network choosing one of these connexions, go on the “Wikis” section on the ENT and chose the “Wifi à l'ENIB” and “EDUROAM à l'ENIB” topics.

[https://wiki.enib.fr/dsi/doku.php?id=cric:acces\\_wifi\\_etu.html](https://wiki.enib.fr/dsi/doku.php?id=cric:acces_wifi_etu.html)

# 7 – HOW TO READ YOUR TIMETABLE?

## ► To access your timetable:

- Once you have logged in your intranet, click on the “employ du temps section” and choose the “employ du temps des étudiants” category.
- In the drop-down menu choose your name and first name
- Then, chose the dates needed

The screenshot shows a web interface for viewing a timetable. On the left is a navigation menu with options like 'Portail', 'Emplois du temps', 'Etudiants', 'Professeurs', 'Salles', 'Modules', 'Pages utiles', 'Créneau libre', 'Salles', 'Etudiants', 'Absences', 'F.A.Q', 'Compte utilisateur', and 'Déconnexion'. The main area displays a timetable for the week of March 22nd to 26th, 2021. The timetable is organized by day and time slot (H1, H2, H3, H4). A detailed window for a teaching unit is open, showing details like 'Début 08:05 - Durée 03:00', 'Enseignant(s) : DE LOOR Pierre', 'Etudiants : S6P-C\_CPO', and 'Salle(s) : 2-E102'. Annotations include red circles around 'H1' and 'CTD cpo' in the timetable, and a red circle around 'H3' in the detailed window. A red arrow points from the 'H3' circle in the detailed window to the 'H3' column in the timetable. A callout box points to the detailed window with the text 'Detailed window when you click on a teaching unit'. Other annotations include 'S6P-C\_SIG ) Class group (1)', 'CTD ) Type of class (2)', 'sig ) Subject (3)', 'NAK) Teacher (5)', and '2-E013) Classroom (4)'.

(1) Class group

(2) Type of class :

- Cours-Travaux Dirigés (CTD) : lecture with exercices application (max. 36 students)
- Cours Magistral (CM): lecture with a few or no interactions with students.
- Laboratoire (Labo) : work on equipment (Computer or other) or language classes or SHI (max. 24 Students)
- Travaux Pratiques (TP): Reserved for some practical works in English on specific equipment (max. 12 students)

(3) Subject : class initials

(4) Classroom :

- First digit corresponds with the building number (ENIB 1 or 2)
- Letter corresponds with the wing of the building
- Second digit corresponds with the floor
- Last digits correspond with the classroom number

**Example :** **2-E013** = Building 2, Wing E, ground floor (0), classroom 13

**Example :** **Stiff** = amphi (auditorium) hall ENIB 1  
**Kéréon** = amphi (auditorium) hall ENIB 1

- (5) Teacher's name abbreviation
- (6) Time slot (cf. section 4 – CLASS SCHEDULE)

## 8 - STUDENT ORGANIZATIONS

---

- ▶ The Student Union (BDE) is run by students, for students. This organization is the hub of ENIB student groups and plays a major role in daily life and extracurricular activities at the school.
- ▶ The BDE manages all organized extracurricular activities, including athletic events, social events, the gala dinner and the new student welcome weekend. It also manages the Maison des Étudiants (student centre) and the common room, and oversees all student clubs.
- ▶ A wide variety of clubs are on offer at ENIB. 7 student organizations and around 25 clubs affiliated with the BDE offer a wide variety of athletic, cultural, leisure and artistic activities, including games, wine-tasting, music, photography and video. Students can practise their passions and discover new hobbies!



## 9 - SPORTS

---

- ▶ The Bureau Des Sports (BDS) offers a variety of year-round activities including rugby, football, volleyball, badminton, basketball, scuba diving, sailing and more. The BDS also organizes broadcasts of sporting events in the common room.
- ▶ Every year, the BDS organizes a ski trip and participates in the ENIB Street Challenge, a free multi-sport event open to students from all higher-education institutions in Brest.
- ▶ ENIB's proximity to the sea makes it easy for students to participate in a wide range of water sports, including diving, sailing, surfing and other board sports. The school's 'Objectif Large' club participates in the annual student sailing championships.



## 10 – BREST AND ITS SURROUNDINGS: MUST-SEE

---

- ▶ **OCEANOPOLIS:** located near Moulin Blanc marina, Océanopolis is a scientific center for culture specialized in the studies of oceans. It is also a gigantic park dedicated to the discovery of sea life available to all public. It has become Brittany's most visited site.



Web site: <https://www.oceanopolis.com/>

► **PLATEAU DES CAPUCINS:** new site dedicated to habitat, economy, leisure, culture and tourism. Progressively, new markets are settling in but a new media library is already on site. New manifestations and artistic expositions are taking place throughout the year. It is possible to access the site from Brest city center through the newly established cable-car.

Facebook Page:

[https://www.facebook.com/pg/LesAteliersDesCapucinsBrest/events/?ref=page\\_internal](https://www.facebook.com/pg/LesAteliersDesCapucinsBrest/events/?ref=page_internal)

► **CROZON:** located in front of Brest, it takes 1h by road to get there. Thanks to its beautiful natural landscape, Crozon peninsula is an ideal destination for activities on sea and on land.

Site web: <https://www.crozon-tourisme.bzh/>

► **OUESSANT:** Ouessant Island is another destination possible in the region. Travel by boat costs between 25€ and 35€ depending on the season. On site, there are various activities possible: water-based activities, trekking, bike rides, visits in museum, visits of beacons,...

Web site: <http://www.ot-ouessant.fr/>

► **FEST-NOZ:** Taste Brittany's traditions with these musical events. Fest-Noz cannot be missed! It's an opportunity to share joyful moments dancing and partying. These events are organized throughout the year in Brittany.

Facebook Page: <https://www.tamm-kreiz.bzh/>



## 11 – CLIMATE

---

Brittany is known for its oceanic climate. Temperatures are mild throughout the year but winter is generally rainy.

We advise that you bring some relatively warm clothes with you (sweats or jackets with hoods) that can protect you from rainy days at any time during the year.

## 12 - TELEPHONE SERVICES

---

French telephone numbers have 10 digits beginning with a regional code: 02 for the northwest, 01 for Ile-de-France, etc. Mobile phone numbers begin with 06 or 07.

Students wishing to sign up for a mobile phone plan in France can contact a service provider:

● [www.sfr.fr](http://www.sfr.fr)

- [www.bouyquestelecom.fr](http://www.bouyquestelecom.fr)
- [www.orange.fr](http://www.orange.fr)
- [www.free.fr](http://www.free.fr)

This list in no way represents any obligation, recommendation or commitment on behalf of ENIB.

## 13 – EMERGENCY NUMBERS

---

Calls to emergency numbers are mostly free of charge. It is a good idea to print out a list of these numbers and keep it by your phone.

- General emergency number when calling from a mobile phone (GSM): 112  
This is also the European general emergency number.
- Ambulance: 15
- Fire: 18
- Police: 17
- Emergency shelter: 115
- Poison control centre (Rennes): 02 99 59 22 22
- Out-of-hours pharmacy: 32 37 (€0.34/minute) or online at [www.3237.fr](http://www.3237.fr)
- Emergency on-call doctor: 02 98 34 00 00
- A.G.M.B (Brest on-call doctors): 02 98 44 55 55

Hospitals in Brest:

- C.H.U Brest: 02 98 22 33 33
- Hôpital des Armées (emergency service): 02 98 43 72 33
- Polyclinique de Keraudren (emergency service): 02 98 34 29 27

## 14 – PRINTING INFORMATION AT ENIB

---

At ENIB one printed or copied page costs 0.08€. Each student has an account that is rechargeable from *Environnement Numérique de Travail (ENT)* which is the digital work place for ENIB's personnel and students.

Firstly, you have to credit your account. To do so, go to ENT on the tab « Reprographie ». Choose the amount you wish to credit and then follow the instructions.

### ► Printing

When you want to print a file, select the printer « COPIEUR ». When you are printing, the print is stuck in the printing queue. To unlock it, go to the printer located on the first floor of the first building near the photography and identify yourself.

For passwords containing special characters, press « PRINICPAL » and select « SYMBOLE »

Once successfully identified, a board will appear with several information displayed:

Print jobs pending, account balance.

### ► Photocopy

After identification, press « COPY ». You will then switch to the photocopy interface of the photocopier.

To return to the previous menu, press « MENU ».



## 15 - REQUIRED DOCUMENT CHECKLIST

---

### ■ ANEF Platform Procedures

To validate your residence permit through the ANEF, you will need to bring the following documents:

- A copy of your passport and your visa
- Proof of address
- An ID photo
- Virtual ([www.timbresofii.fr](http://www.timbresofii.fr)) or physical tax stamps for tax amount

### ■ Visa rates

- For countries with CEF « Étude France » procedures: 50€
- For other countries: 99€

Please note that these amounts are only indicative and other rates can be applied in some particular cases.

For your visa request, a proof of accommodation is also needed for the first three months of stay.

### ■ National health insurance (*Sécurité Sociale*)

- Passport
- Visa and OFII sticker or residence permit
- IBAN number and bank account details
- Birth certificate in both French and the original language
- Student card or certificate of school attendance

### ■ Housing assistance: APL subsidy

- A copy of the relevant pages of your passport
- A copy of your valid residence permit
- Bank details of an account in your name
- Proof of rental fee or residence payments
- Statement of financial resources

### ■ Bank account

- Official and valid ID (national ID card, passport, residence card or permit, etc.)
- Proof of address dated within the last 3 months (electricity, water or landline bill, etc.)
- Student card
- Money to deposit (the amount varies depending on the bank)
-

# See you soon at ENIB in Brest!



Training Engineers  
Since 1961

© 2019 – 2020 – photo credit: Brestlife – ENIB

**BREST NATIONAL  
SCHOOL OF  
ENGINEERING**

Technopôle Brest-Iroise  
CS 73862  
29238 Brest Cedex 3  
France

T +33 (0)2 98 05 66 47  
E [international@enib.fr](mailto:international@enib.fr)

[www.enib.fr](http://www.enib.fr)

